

RiOT[®]
kayaks

2012 CATALOG



KAYAKS WITH A SENSE OF PURPOSE
riotkayaks.com



Front cover and inside: Paddler: Steve Fisher | Photo: Ben Brown

WELCOME TO THE WORLD OF RIOT KAYAKS

We believe kayaks are a great way to get in touch and stay in touch with the outdoors.

With Riot kayaks you can experience the world from a different perspective; be it a quiet ride, a day on the water, a long trip, or conquering a bigger river and everything that lies in between.

We also believe that the equipment you use matters because these precious moments should be enjoyed with a craft that doesn't compromise on quality, gear, or safety. That is why, in virtually all the products we offer at any price point, you will find that our boats are better designed and better equipped.

This year we are also launching an extensive line of thermoformed kayaks for people that are looking for lighter, faster, and, let's face it, nicer boats. We will also seek to connect better with our customers via online tools and our website so that we can ensure people are getting the most out of our products and by extension their experience.

With that in mind, get out there and enjoy!

The Riot Team

WITH RIOT, SAFETY COMES FIRST

Today's economy has put a lot of pressure on manufacturers to cut costs wherever they can so that they can reach a certain price point; due to this we feel some boats are lacking certain features that can make an enormous difference if you are in a difficult situation. While it is true that in the end the customer is always right, we feel

that you should be informed about these security features, most of which you will find on all of our models. Please also note that while these features are the ones you can expect from a quality kayak, there are a series of other security measures that need to be followed in order to ensure your safety.



SEALED BULKHEAD

The sealed storage bulkhead allows the kayak to float horizontally on the surface of the water, rather than the stern filling with water.



SECURITY BAR

Our security bar is simply the strongest, easiest and most effective theft deterrent available for your kayak. Whether you're grabbing a bite to eat or just need to leave your kayak on top of your vehicle, it's important to consider that it only takes a thief about 30 seconds to steal your boat. A safe lock goes a long way in making sure you still have a kayak for your next adventure.



SAFETY STRAPS

The safety straps will secure the paddle shaft if needed for a paddle float rescue. This stabilizes the kayak while you get back in.



REFLECTIVE LIFELINES

Synonymous with safety and visibility. The retro-reflective quality makes this lifeline very visible at night so people can see you while you're on the water, resulting in less accidents.



CONSTRUCTION



ROTOMOLDED POLYETHYLENE CONSTRUCTION

Using the best grade of rotomolding polyethylene, our Cross-Max process combines by-design reinforcement to the natural mechanical qualities of HDPE to provide the right equation of stiffness, weight, durability and quality of finish.



THERMOFORMED TECHNOLOGY

Cross-Light construction is the perfect combination of the advantages of rotomolded and composite boats. It creates a boat that is up to 25% lighter, stiffer, faster, and let's face it, looks better than a comparable rotomolded boat while being significantly tougher and more affordable than a comparable composite boat. With Cross-Light you get it all: lightweight, beautiful, tough, and durable.



NEW

CUSTOM FIT SEATING SYSTEM

Want a little more arch on your backrest?
No problem. More curves for your
bottom or a snugger fit on the sides?

**SURE. RIOT'S CUSTOM FIT
OUTFITTING DOES IT ALL...**

Our new seating system not only has all the adjustments offered by top-of-the-line seats – like height and position adjustment for the backrest as well as leg lifters so you can position your seat for your body – it's also made so that you can customize key parts of your seat to your individual body, allowing you and your boat to become one.

A large part of the seat is moulded into the boat so that it doesn't move from side to side and actually helps to reinforce the boat structurally, and the backrest is reinforced with a torsion bar that ensures your back is properly supported without being forced to bend under pressure.



CUSTOM FIT



CUSTOM FIT PACKAGE



FEATURES

CUSTOM FIT SEATING SYSTEM

Our new seating system not only has all the adjustments offered by top-of-the-line seats – like height and position adjustment for the backrest as well as leg lifters so you can position your seat for your body – it's also made so that you can customize key parts of your seat to your individual body, allowing you and your boat to become one.




ADJUSTABLE ROD HOLDER

This mounted holder rotates 360° and adjusts vertically for precise placement. Standard rod holder has a rear saddle that accepts all types of rod and reel combinations. A large, smooth swivel-locking ring prevents rod loss, and the vertical swivel movement allows easy rod positioning.



DUAL DENSITY HATCH COVER

A snap to remove and to put back on, the dual density hatch cover provides a sleek and sure way to seal your kayak's compartments. It is permanently attached to the kayak through a bungee cord, and is made of soft rubber molded around a stiff central insert so water pressure can't flex it in. Note: all specified hatch dimensions are those of the true opening.



TRACKRITE - SKEG

Our spring-loaded polycarbonate skeg is attached to our kayaks by an injection axis support that as the double-purpose of guiding the skeg and making the fastening completely watertight. The ratchet slider allows you to choose from 10 positions so you can fine-tune the skeg's exposed area for better control.



SIT-ON-TOP SEAT

With four attachment points, mounted on independently adjustable straps, our comfortable sit-on-top high back and seat combo lets you customize your position to perfection in just a minute, and stays put whatever the conditions.



FLUSHMOUNT ROD HOLDER

The Flush-Mount Rod Holder adds a unique dimension to the sport of kayaking. It provides a convenient and functional place to rest a fishing rod while fishing, paddling, or trolling. The low profile makes loading, transporting, and storing your kayak easier. The design accepts many rod styles, and will certainly make fishing more fun.



PILOT RUDDER

Made from glass-reinforced plastic, the pilot rudder is light and strong with a profiled blade. Of course we retained the low-windage openwork design, the vibration-dampening rubberized V-block and the oval pulleys that made our Pilot rudder system well known for its smoothness of action.



DECKPLATE (4" AND 10")

Our deck plate designs provide access without the use of tools. They are molded with the highest ABS standards using top quality UV stabilizers and antioxidants. The 4-inch is made with a single start, non-jamming, extra strong, self-cleaning buttress thread. The 10-inch features 2 locking handles which make opening and closing easy.



CHOOSING A KAYAK THAT FITS YOUR ADVENTURE:



RECREATIONAL

Made for all types of kayakers; recreational kayaks make paddling effortless and exciting. Its roomy cockpits provide a good stability and will let you stretch out and enjoy the sun.

8-9



DAY TOURING LV and HV

Created for paddlers who want to extend their time on the water and focus on the expedition.

10-13



TOURING SINGLE and TANDEM- SEA

Built for paddlers of all skills who are looking for speed and comfort. Also provide more storage for your belongings.

14-15



SIT-ON-TOP

Accessible to all, a stable and capable platform; the perfect base for your aquatic adventures.

18-19



FISHING

Equipped to facilitate fishing trips with multiple rod holders and compartments to store your gear.

20-21



WHITEWATER

Thoughtfully designed for Playboating, River running, Creeking and Surfing.

22-28



PADDLES and ACCESSORIES

29

BOAT SPECIFICATIONS

30-31

RECREATIONAL



QUEST 10 HV

MAIN FEATURES

CUSTOM FIT SEATING SYSTEM



Our new seating system not only has all the adjustments offered by top-of-the-line seats - like height and position adjustment for the backrest as well as leg lifters so you can position your seat for your body - it's also made so that you can customise key parts of your seat to your individual body, allowing you and your boat to become one.

FLUSH MOUNT ROD HOLDER



The Flush-Mount Rod Holder adds a unique dimension to the sport of kayaking. It provides a convenient and functional place to rest a fishing rod while fishing, paddling, or trolling. The low profile makes loading, transporting, and storing your kayak easier. The design accepts many rod styles, and will certainly make fishing more fun.

DUAL DENSITY HATCH COVER



A snap to remove and to put back on, the dual density hatch cover provides a sleek and sure way to seal your kayak's compartments. It is permanently attached to the kayak through a bungee cord, and is made of soft rubber molded around a stiff central insert so water pressure can't flex it in. Note: all specified hatch dimensions are those of the true opening.

RECREATIONAL

With their wide and stable hulls and roomy cockpits, any model from the Quest series is the right choice for an exciting afternoon on the lake. Their short length keeps them manoeuvrable and makes them easy to load onto a vehicle.



QUEST 9.5

Features:

- › Custom fit seating system
- › Quick-lock adjustable footbraces
- › Rear bulkhead
- › Foredeck shockcord storage
- › Drainplug
- › 2 Rubber handles
- › Dual-density hatch cover
- › Flushmount rod holder
- › Security bar
- › Gear net



Rotomolded Polyethylene Construction



QUEST 10

Features:

- › Custom fit seating system
- › Quick-lock adjustable footbraces
- › Rear bulkhead
- › Foredeck shockcord storage
- › Drainplug
- › 2 Rubber handles
- › 10" diameter sealed deckplate
- › Flushmount rod holder
- › Security bar



Rotomolded Polyethylene Construction



QUEST 10 HV

Features:

- › Custom fit seating system
- › Quick-lock adjustable footbraces
- › Rear bulkhead
- › Foredeck shockcord storage
- › Drainplug
- › 2 Touring handles
- › Dual-density hatch cover
- › Flushmount rod holder
- › 2 Bottle Holder
- › 4" Deckplate
- › Paddle hook
- › Security bar
- › Gear net



Rotomolded Polyethylene Construction

Product	Length	Width	Depth	Weight	Cockpit Dims	Hatch	Max Displ.	Colors
QUEST 9.5	9'6" - 290 cm	29" - 71 cm	14.5" - 37 cm	44.1 lbs - 20 kg	40" x 21" 102 x 56 cm	15.75" x 8.13" 40 x 21 cm	300 lbs - 136 kg	
QUEST 10	10' - 305 cm	28" - 71 cm	13" - 33 cm	47.2 lbs - 21.4 kg	40" x 21" 102 x 56 cm	10" - 25 cm	325 lbs - 148 kg	
QUEST 10 HV	10' - 305 cm	30" - 76 cm	14" - 36 cm	53.4 lbs - 24.25 kg	39" x 19.5" 99 x 50 cm	15.75" x 8.13" 40 x 21 cm	350 lbs - 159 kg	

DAY TOURING LV



Photo: Riot Kayaks



EDGE 13

MAIN FEATURES

CUSTOM FIT SEATING SYSTEM

Our new seating system not only has all the adjustments offered by top-of-the-line seats – like height and position adjustment for the backrest as well as leg lifters so you can position your seat for your body – it's also made so that you can customize key parts of your seat to your individual body, allowing you and your boat to become one.



TRACKRITE- SKEG

Our spring-loaded polycarbonate skeg is attached to our kayaks by an injection axis support that as the double-purpose of guiding the skeg and making the fastening completely watertight. The ratchet slider allows you to choose from 10 positions so you can fine-tune the skeg's exposed area for better control.



FLUSH MOUNT ROD HOLDER

The Flush-Mount Rod Holder adds a unique dimension to the sport of kayaking. It provides a convenient and functional place to rest a fishing rod while fishing, paddling, or trolling. The low profile makes loading, transporting, and storing your kayak easier. The design accepts many rod styles, and will certainly make fishing more fun.



DAY TOURING LV

The Edge series combines efficiency, stability and agility to create the perfect day touring kayak for paddlers looking for better performance and generous storage space.

EDGE 11

Features:

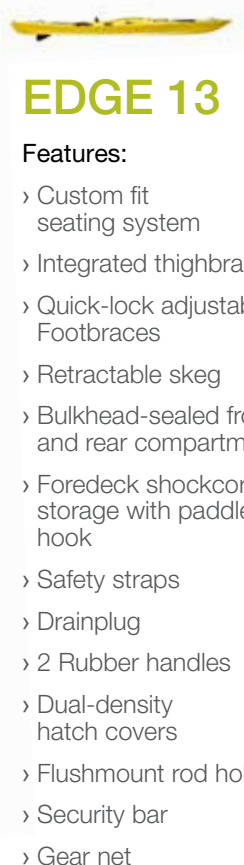
- › Custom fit seating system
- › Integrated thighbraces
- › Quick-lock adjustable Footbraces
- › Retractable skeg
- › Bulkhead-sealed rear compartment
- › Foredeck shockcord storage with paddle hook
- › Safety straps
- › Drainplug
- › 2 Rubber handles
- › Dual-density hatch covers
- › Flushmount rod holder
- › Security bar
- › Gear net
- › Front floatation bag
- › Reflective lifelines



EDGE 13

Features:

- › Custom fit seating system
- › Integrated thighbraces
- › Quick-lock adjustable Footbraces
- › Retractable skeg
- › Bulkhead-sealed front and rear compartments
- › Foredeck shockcord storage with paddle hook
- › Safety straps
- › Drainplug
- › 2 Rubber handles
- › Dual-density hatch covers
- › Flushmount rod holder
- › Security bar
- › Gear net
- › Reflective lifelines



EDGE 14.5

Features:

- › Advanced Contour Fit Outfitting
- › Integrated thighbraces
- › Adjustable sliding Footbraces
- › Pilot Rudder System
- › Bulkhead-sealed front and rear compartments
- › Foredeck shockcord storage with paddle hook
- › Safety straps
- › Drainplug
- › 2 Rubber handles
- › Dual-density hatch covers
- › Security bar
- › Gear net
- › Reflective lifelines



Product	Length	Width	Depth	Weight	Cockpit Dims	Hatch	Max Displ.	Colors
EDGE 11	11' – 335cm	27" – 69 cm	12.5" – 32 cm	54 lbs – 24.5 kg	36.5" x 19.5" 93 x 50 cm	15.75" x 8.13" 40 x 21 cm	275 lbs – 125 kg	
EDGE 13	13' – 396 cm	25" – 64 cm	12" – 31 cm	56.9 lbs – 25.8 kg	36.5" x 19.5" 93 x 50 cm	15.75" x 8.13" 40 x 21 cm	300 lbs – 136 kg	
EDGE 14.5	14:6" – 442 cm	22.5" – 57 cm	12" – 31 cm	63.5 lbs – 28.8 kg	36.5" x 19.5" 93 x 50 cm	15.75" x 8.13" 40 x 21 cm	325 lbs – 147 kg	

DAY TOURING HV



ENDURO 13

MAIN FEATURES

CUSTOM FIT SEATING SYSTEM

Our new seating system not only has all the adjustments offered by top-of-the-line seats – like height and position adjustment for the backrest as well as leg lifters so you can position your seat for your body – it's also made so that you can customize key parts of your seat to your individual body, allowing you and your boat to become one.



TRACKRITE- SKEG

Our spring-loaded polycarbonate skeg is attached to our kayaks by an injection axis support that as the double-purpose of guiding the skeg and making the fastening completely watertight. The ratchet slider allows you to choose from 10 positions so you can fine-tune the skeg's exposed area for better control.



FLUSH MOUNT ROD HOLDER

The Flush-Mount Rod Holder adds a unique dimension to the sport of kayaking. It provides a convenient and functional place to rest a fishing rod while fishing, paddling, or trolling. The low profile makes loading, transporting, and storing your kayak easier. The design accepts many rod styles, and will certainly make fishing more fun.



DAY TOURING HV

The Enduro series is suitable for casual or serious paddlers who are looking for more load capacity and extra roomy cockpits with superb tracking and exceptional stability. They're perfect for a day on the water.



ENDURO 12

Features:

- › Custom fit seating system
- › Impulse thighbraces
- › Quick-lock adjustable footbraces
- › Retractable skeg
- › Bulkhead-sealed front and rear compartments
- › Foredeck shockcord storage with paddle hook
- › Drainplug
- › 2 Rubber handles
- › Dual-density hatch covers
- › Flushmount rod holder
- › Security bar
- › Gear net



Rotomolded Polyethylene Construction



ENDURO 13

Features:

- › Custom fit seating system
- › Impulse thighbraces
- › Quick-lock adjustable footbraces
- › Retractable skeg
- › Bulkhead-sealed front and rear compartments
- › Foredeck shockcord storage with paddle hook
- › Drainplug
- › 2 Rubber handles
- › Dual-density hatch covers
- › Flushmount rod holder
- › Security bar
- › Gear net



Rotomolded Polyethylene Construction



ENDURO 14

Features:

- › Advanced Contour Fit Outfitting
- › Impulse thighbraces
- › Adjustable sliding Footbraces
- › Pilot rudder system
- › Bulkhead-sealed front and rear compartments
- › Foredeck shockcord storage with paddle hook
- › Drainplug
- › 2 Rubber handles
- › Dual-density hatch covers
- › Security bar
- › Gear net



Rotomolded Polyethylene Construction

Product	Length	Width	Depth	Weight	Cockpit Dims	Hatch	Max Displ.	Colors
ENDURO 12	12' – 366 cm	28" – 71 cm	13" – 33 cm	57.7 lbs - 26.2 kg	38" x 20" 97 x 51 cm	15.75" x 8.13" 40 x 21 cm	350 lbs – 159 kg	
ENDURO 13	13' – 396 cm	26" – 66 cm	12.5" – 32 cm	53.4 lbs - 24.2 kg	38" x 20" 97 x 51 cm	15.75" x 8.13" 40 x 21 cm	300 lbs – 136 kg	
ENDURO 14	14' – 427 cm	24" – 61 cm	12.5" – 32 cm	61.3 lbs - 27.8 kg	38" x 20" 97 x 51 cm	15.75" x 8.13" 40 x 21 cm	325 lbs – 148 kg	

TOURING SINGLE & TANDEM SEA



Photo: Oana Achim, Hibiscus Sports



BRITTANY 16.5

MAIN FEATURES

ADVANCED CONTOUR FIT

Our LCG (Low Center of Gravity) thermoformed seat base is equipped with the back angle adjustment made through our whitewater proven ratchet system for more convenience and precision of setting. Fully adjustable touring hip pads complete the package so you're taken care of on all sides.



PILOT RUDDER

Made from glass-reinforced plastic, the pilot rudder is light and strong with a profiled blade. Of course we retained the low-windage openwork design, the vibration-dampening rubberized V-block and the oval pulleys that made our Pilot rudder system well known for its smoothness of action.



TRACKRITE- SKEG

Our spring-loaded polycarbonate skeg is attached to our kayaks by an injection axis support that as the double-purpose of guiding the skeg and making the fastening completely watertight. The ratchet slider allows you to choose from 10 positions so you can fine-tune the skeg's exposed area for better control.



TOURING SINGLE & TANDEM - SEA

Sea kayaks are ideal for paddlers who love to go exploring in all types of water conditions. They are stable, fast and agile, with plenty of storage for your belongings that you might need on your adventure.

EVASION 15.5

Features:

- › Advanced Contour Fit Outfitting
- › Impulse thighbraces
- › Ajustable sliding footbraces
- › Pilot rudder system
- › Bulkhead-sealed front and rear compartments
- › Foredeck shockcord storage with paddle hook
- › 2 Rubber handles
- › Thermolite hatch covers
- › Safety straps
- › Security bar
- › Reflective lifeline



Rotomolded Polyethylene Construction

BRITTANY 16.5

Features:

- › High-Performance Contour Fit Outfitting with a floating backrest
- › Suregrip thighbraces
- › Quick-lock adjustable Footbraces
- › Retractable skeg
- › Pilot rudder system
- › 1 Front and 2 rear compartments with bulkhead
- › Foredeck shockcord storage with paddle hook
- › 2 Touring handles
- › Dual-density hatch covers + day hatch cover
- › Safety straps
- › Security bar
- › Gear net
- › Reflective lifeline



Rotomolded Polyethylene Construction



Thermoformed Technology

POLARITY 16.5

Features:

- › Advanced Contour Fit Outfitting
- › Impulse thighbraces
- › Quick-lock footbraces (front) and Ajustable sliding footbraces (rear)
- › Pilot rudder system
- › Bulkhead-sealed front and rear compartments
- › Fore and mid-deck shockcord storage
- › 2 Rubber handles
- › Thermolite hatch covers
- › Reflective lifeline



Rotomolded Polyethylene Construction

Product	Length	Width	Depth	Weight	Cockpit Dims	Hatch	Day Hatch	Max Displ.	Colors
EVASION 15.5	15'6" – 472 cm	24" – 61 cm	12.5" – 32 cm	61.7 lbs - 28 kg	32" x 17.5" 81 x 45 cm	15.5" x 9.5" 39 x 24 cm 21.75" x 12.75" 55 x 32 cm	N/A	325 lbs – 148 kg	
BRITTANY 16.5	16'6" – 503 cm	21.75" – 55 cm	12.5" – 32 cm	62.8 lbs - 28.5 kg	31.5" x 18.75" 80 x 48 cm	15.75" x 8.13" 40 x 21 cm	5.5" diameter 14 cm	350 lbs – 159 kg	
POLARITY 16.5	16'6" – 503 cm	26" – 66 cm	14" – 36 cm	89.3 lbs - 40.5 kg	32" x 19" 81 x 48 cm	15.5" x 9.5" 39 x 24 cm 21.75" x 12.75" 55 x 32 cm	N/A	550 lbs – 250 kg	





RIOT
kayaks

SIT-ON-TOP



Photo: Riot Kayaks



ESCAPE 12

MAIN FEATURES

SIT-ON-TOP SEAT

With four attachment points, mounted on independently adjustable straps, our comfortable sit-on-top high back and seat combo lets you customize your position to perfection in just a minute, and stays put whatever the conditions.



PILOT RUDDER

Made from glass-reinforced plastic, the pilot rudder is light and strong with a profiled blade. Of course we retained the low-windage openwork design, the vibration-dampening rubberized V-block and the oval pulleys that made our Pilot rudder system well known for its smoothness of action.



FLUSH MOUNT ROD HOLDER

The Flush-Mount Rod Holder adds a unique dimension to the sport of kayaking. It provides a convenient and functional place to rest a fishing rod while fishing, paddling, or trolling. The low profile makes loading, transporting, and storing your kayak easier. The design accepts many rod styles, and will certainly make fishing more fun.



SIT-ON-TOP

At home on the lake or on the coastline, the open design allows the easiest of entries and exits to accommodate paddlers of any size or age. Superior stability, easy to carry, and fun to use.



ESCAPE 9

Features:

- › Sit-On-Top High back outfitting
- › Molded-in footrests
- › Molded in cup holder
- › 4" deckplate
- › Rear deck Shockcord storage
- › 3 rubber handles
- › 1 molded-in, anti-theft handle
- › Drainplug
- › Scupper plugs



Rotomolded Polyethylene Construction



ESCAPE 12

Features:

- › Sit-On-Top High back outfitting
- › Adjustable sliding Footbraces
- › Pilot Rudder System
- › Front Hatch with Dual-Density Hatch cover
- › Integrated console with a molded-in cup holder
- › 2 x 4" deck plate
- › Paddle hook
- › 2 Flushmount rod holder
- › Rear deck Shockcord storage
- › 2 rubber handles
- › Drainplug
- › Scupper plugs



Rotomolded Polyethylene Construction



Thermoformed Technology



ESCAPADE DUO 12

Features:

- › 3 Molded-in seats
- › Molded-in footrests
- › Lateral paddle holders
- › Bow, Central and Stern gear straps
- › Accessory D-rings
- › 2 lateral rubber handles
- › Front and rear carry handles
- › Drainplug



Rotomolded Polyethylene Construction

Product	Length	Width	Depth	Weight	Cockpit Dims	Hatch	Deckplate	Max Displ.	Colors
ESCAPE 9	9' – 274 cm	29" – 74 cm	N/A	46.4 lbs - 21.05 kg	N/A	N/A	4" diameter 10 cm dia.	250 lbs – 113 kg	
ESCAPE 12	12' – 366 cm	30" – 76 cm	N/A	65.7 lbs - 29.8 kg	N/A	15.75" x 8.13" 40 x 21 cm	4" diameter 10 cm dia.	300 lbs – 136 kg	
ESCAPADE DUO 12	12'2" – 370 cm	34" – 88 cm	N/A	67.5 lbs - 30.6 kg	N/A	N/A	N/A	484 lbs – 220 kg	

FISHING



Photo: Riot Kayaks



ESCAPE 12
ANGLER

MAIN FEATURES

SIT - ON - TOP SEAT

With four attachment points, mounted on independently adjustable straps, our comfortable sit-on-top high back and seat combo lets you customize your position to perfection in just a minute, and stays put whatever the conditions.




PILOT RUDDER

Made from glass-reinforced plastic, the pilot rudder is light and strong with a profiled blade. Of course we retained the low-windage openwork design, the vibration-dampening rubberized V-block and the oval pulleys that made our Pilot rudder system well known for its smoothness of action.



ADJUSTABLE ROD HOLDER

This mounted holder rotates 360° and adjusts vertically for precise placement. Standard rod holder has a rear saddle that accepts all types of rod and reel combinations. A large, smooth swivel-locking ring prevents rod loss, and the vertical swivel movement allows easy rod positioning.



FISHING

Designed for fishing-minded kayakers and equipped with features for serious anglers. Great combination of stability and performance with an excellent load capacity to keep you well provisioned and properly organized. Perfect boat for all fishing environments.



ESCAPE 12 ANGLER

Features:

- › Sit-On-Top High back outfitting
- › Adjustable sliding Footbraces
- › Pilot Rudder System
- › Anchor Trolley System
- › Front Hatch with Dual-Density Hatch cover
- › Integrated console with a molded-in cup holder
- › 2 x 4" deck plate
- › 2 Paddle hook
- › 1 adjustable rod holder
- › 2 front and 2 rear Flushmount rod holder
- › Rear deck Shockcord storage
- › 2 rubber handles
- › Drainplug
- › Scupper plugs



Cross-Max construction
Rotomolded Polyethylene Construction

Cross-Light construction
Thermoformed Technology



EDGE 11 ANGLER

Features:

- › Contour Fit Outfitting
- › Integrated thighbraces
- › Quick-lock adjustable Footbraces
- › Retractable skeg
- › Rear Bulkhead with Dual-Density Hatch Cover
- › Foredeck shockcord storage with paddle hook
- › Safety straps
- › 2 Rubber handles
- › 2 Flushmount rod holders
- › 1 adjustable rod holder
- › Security bar
- › Gear net
- › Front floatation bag
- › Drainplug



Cross-Max construction
Rotomolded Polyethylene Construction





ENDURO 12 ANGLER

Features:

- › Contour Fit Outfitting
- › Impulse thighbraces
- › Quick-lock adjustable Footbraces
- › Retractable skeg
- › Bulkhead-sealed front and rear compartments
- › Foredeck shockcord storage with paddle hook
- › 2 Rubber handles
- › 2 Flushmount rod holders
- › 1 adjustable rod holder
- › Dual-density hatch covers
- › Security bar
- › Gear net
- › Drainplug



Cross-Max construction
Rotomolded Polyethylene Construction

Product	Length	Width	Depth	Weight	Cockpit Dims	Hatch	Deckplate	Max Displ.	Colors
ESCAPE 12 ANGLER	12' – 366 cm	30" – 76 cm	N/A	72.1 lbs - 32.7 kg	N/A	15.75" x 8.13" 40 x 21 cm	4" diameter 10 cm dia.	300 lbs – 136 kg	
EDGE 11 ANGLER	11' – 335cm	27" – 69 cm	12.5" – 32 cm	55.1 lbs - 25 kg	36.5" x 19.5" 93 x 50 cm	15.75" x 8.13" 40 x 21 cm	N/A	275 lbs – 125 kg	
ENDURO 12 ANGLER	12' – 366 cm	28" – 71 cm	13" – 33 cm	60.4 lbs - 27.4 kg	38" x 20" 97 x 51 cm	15.75" x 8.13" 40 x 21 cm	N/A	350 lbs – 159 kg	

WHITEWATER - PLAYBOATING



Paddler: Steve Fisher / Photo: Photosbydes.com



ASTRO 54

MAIN FEATURES

HIGH - PERFORMANCE CONTOUR FIT

The High-Performance Contour Fit maximizes your torso's range of motion to ease rolling and more advanced maneuvers, without trading off on comfort. Also equipped with a floating backrest for extra floatation.



SUREGRIP THIGHBRACE

The Suregrip is our most advanced thighbrace design. Its pronounced hook shape is combined to a rounded inner edge to facilitate entry and exit, while providing an unequalled efficiency through its non-slip neoprene outer layer, covering the whole knee area.



WHITEWATER - PLAYBOATING

The Astro series offers a crisp and dynamic freestyle playboating. With release edges all around the hull, the perfect amount of rocker back and forth and just the buoyancy you need to push it down enough, without staying down too long upon landing. The result? A bouncing machine that will let you show it off without kicking you off the curb in the next turn. All these features serve the purpose of putting you in the right place at the right moment. Whether you land frontwards or backwards... we'll leave that up to you!



ASTRO 54

Features:

- › Unity seating system
- › Floating Backrest
- › Suregrip thighbraces
- › 2 Rubber grab loops
- › 2 Rubber handles
- › Security bar
- › Drainplug
- › Powerseat compatible



Rotomolded Polyethylene
Construction



ASTRO 58

Features:

- › Unity seating system
- › Floating Backrest
- › Suregrip thighbraces
- › 2 Rubber grab loops
- › 2 Rubber handles
- › Security bar
- › Drainplug
- › Powerseat compatible



Rotomolded Polyethylene
Construction

Product	Length	Width	Weight	Cockpit Dims	Volume	Paddler Weight Range	Colors
ASTRO 54	6'2" – 188 cm	25" – 63.5 cm	34.2 lbs - 15.5 kg	33" x 18" 84 x 46 cm	54 US gal 204 L	110 lbs - 180 lbs 50 kg - 82 kg	
ASTRO 58	6'4" – 193 cm	25.7" – 65 cm	38.4 lbs - 17.4 kg	33" x 18.5" 84 x 47 cm	58 US gal 220 L	170 lbs - 230 lbs 77 kg - 104 kg	

WHITEWATER - RIVER RUNNING



THUNDER 65

MAIN FEATURES

HIGH - PERFORMANCE CONTOUR FIT

The High-Performance Contour Fit maximizes your torso's range of motion to ease rolling and more advanced maneuvers, without trading off on comfort. Also equipped with a floating backrest for extra floatation.



SUREGRIP THIGHBRACE

The Suregrip is our most advanced thighbrace design. Its pronounced hook shape is combined to a rounded inner edge to facilitate entry and exit, while providing an unequalled efficiency through its non-slip neoprene outer layer, covering the whole knee area.



FRONT AND REAR FLOATATION BAGS

The front floatbag provides buoyancy in the event of a swim and also supports the footbrace from behind. The rear floatbag wraps around the rear pillar so it stays in place. Deflate it partially to put gear in the back of your kayak and then inflate it again to fill the voids so water has no place to go, securing your cargo at the same time.



WHITEWATER - RIVER RUNNING

A current is energy: any source of energy is worthless until it's channeled, cleverly conducted towards an effect. That's exactly what the Thunder does. Point it upstream and its bevelled edges and flat, shallow hull will make any ferry effortless. Point it downstream and all that speed makes it punch through everything smoothly. Just like a reversible switch.



THUNDER 65

Features:

- › Unity seating system
- › Floating Backrest
- › Suregrip thighbraces
- › Adjustable creek footbrace
- › Front and rear floatation bags
- › 4 tubular webbing grab loops
- › 2 Rubber handles
- › Security bar
- › Drainplug
- › Powerseat compatible



Cross-Max
CONSTRUCTION
Rotomolded Polyethylene
Construction



THUNDER 76

Features:

- › Unity seating system
- › Floating Backrest
- › Suregrip thighbraces
- › Adjustable creek footbrace
- › Front and rear floatation bags
- › 4 tubular webbing grab loops
- › 2 Rubber handles
- › Security bar
- › Drainplug
- › Powerseat compatible



Cross-Max
CONSTRUCTION
Rotomolded Polyethylene
Construction

Product	Length	Width	Weight	Cockpit Dims	Volume	Paddler Weight Range	Colors
THUNDER 65	7'8" – 234 cm	25.5" – 65 cm	48 lbs - 21.8 kg	34" x 18.5" 86 x 47 cm	65 US gal 246 L	110 lbs - 180 lbs 50 kg - 82 kg	
THUNDER 76	8' – 244 cm	26" – 66 cm	50.3 lbs - 22.8 kg	34" x 20" 86 x 51 cm	76 US gal 288 L	170 lbs - 230 lbs 77 kg - 104 kg	

WHITEWATER - CREEKING



MAGNUM 72

MAIN FEATURES

HIGH - PERFORMANCE CONTOUR FIT

The High-Performance Contour Fit maximizes your torso's range of motion to ease rolling and more advanced maneuvers, without trading off on comfort. Also equipped with a floating backrest for extra floatation.



SUREGRIP THIGHBRACE

The Suregrip is our most advanced thighbrace design. Its pronounced hook shape is combined to a rounded inner edge to facilitate entry and exit, while providing an unequalled efficiency through its non-slip neoprene outer layer, covering the whole knee area.



FRONT AND REAR FLOATATION BAGS

The front floatbag provides buoyancy in the event of a swim and also supports the footbrace from behind. The rear floatbag wraps around the rear pillar so it stays in place. Deflate it partially to put gear in the back of your kayak and then inflate it again to fill the voids so water has no place to go, securing your cargo at the same time.



WHITEWATER - CREEKING

Creeking is one of those things where science and unknown can't be separated completely. At least it seems this way. But let me pull the strict science out of the pile: the Magnum. This thing sums up all the knowledge the Riot paddlers have acquired about creeking since day one. The right length and shape to punch well through features without losing too much momentum and end up going vertical. How to make it buoyant yet maneuverable... Now walk confidently towards the unknown, science has been well taken care of.



MAGNUM 72

Features:

- › Unity seating system
- › Floating Backrest
- › Suregrip thighbraces
- › Adjustable creek footbrace
- › Front and rear floatation bags
- › 4 tubular webbing grab loops
- › 2 Rubber handles
- › Security bar
- › Drainplug
- › Powerseat compatible



Rotomolded Polyethylene Construction



MAGNUM 80

Features:

- › Unity seating system
- › Floating Backrest
- › Suregrip thighbraces
- › Adjustable creek footbrace
- › Front and rear floatation bags
- › 4 tubular webbing grab loops
- › 2 Rubber handles
- › Security bar
- › Drainplug
- › Powerseat compatible



Rotomolded Polyethylene Construction

Product	Length	Width	Weight	Cockpit Dims	Volume	Paddler Weight Range	Colors
MAGNUM 72	7'11" – 241 cm	26" – 66 cm	49 lbs - 22.2 kg	34" x 18.5" 86 x 47 cm	72 US gal 273 L	110 lbs - 180 lbs 50 kg - 82 kg	
MAGNUM 80	8'4" – 254 cm	26.5" – 67 cm	50.9 lbs - 23.1 kg	34" x 20" 86 x 51 cm	80 US gal 303 L	170 lbs - 230 lbs 77 kg - 104 kg	

WHITEWATER - SURFING

Now a classic, the Boogie is undoubtedly the boat of choice on rocky shores and for any surf kayaker seeking an affordable, high-performance and care-free surfing machine. Its squashtail template with super-sharp rails on the back and long, roomy front and provides tremendous speed, tons of carving power, and allows paddlers of all sizes to feel the love.



BOOGIE 50

Features:

- › Surfing powerseat
- › Easy-to-shape foam footblocks
- › Padded kneepockets
- › 2 rubber grab loops
- › Drainplug



Rotomolded Polyethylene
Construction

MAIN FEATURES

SURFING POWERSEAT

This surfing powerseat provide a wide range of motion makes it an ideal choice for high-level surfing.



Product	Length	Width	Weight	Cockpit Dims	Volume	Paddler Weight Range	Colors
BOOGIE 50	7'9" – 236 cm	24.7" – 63 cm	35 lbs – 16 kg	32" x 17" 81 x 43 cm	50 US gal 189 L	120 lbs - 200 lbs 54 kg - 91 kg	

PADDLES & ACCESSORIES



DISTANCE

Tough polymer fiberglass reinforced blades partnered with an aluminum 2-piece shaft make the Distance touring paddle an excellent combination of strength and price. 30° left, 0° or 30° right blade offset adjustment.

Length: 220 cm | Weight: 40 oz/1130g



MARATHON

Reinforced carbon blades make the Marathon stiff and durable. Featuring a wound fibreglass shaft with ovalised control hand. 30° left, 0° or 30° right blade offset adjustment.

Length: 220 cm | Weight: 35 oz/992g



J-BAR FOR
CARTOP RACK



FLUSHMOUNT
ROD HOLDER KIT



UNIVERSAL
RUDDER



DRAIN PLUG KIT



SIT-ON-TOP SEAT



FOAM BLOCK
+ STRAP



ADJUSTABLE
ROD HOLDER KIT



10" DECKPLATE
HATCH KIT



SCUPPER PLUG



POWER SEAT
(WHITEWATER)



CUSTOM FIT
SEATING SYSTEM

RIOT KAYAKS

KAYAK FEATURES

	Custom Fit Seating System	Contour Fit Outfitting	Advanced Contour Fit Outfitting	High Performance Contour Fit Outfitting	Sit-On-Top High Back outfitting	Molded-in seats	Unity seating system	Surfing powerseat	Powerseat compatible	Floating Backrest	Integrated thighbraces	Impulse thighbraces	Suregrip thighbraces	Quick-lock adjustable footbraces	Adjustable sliding footbraces	Molded-in footrests	Adjustable creek footbrace	Retractable skeg	Pilot Rudder System	Bulkhead-sealed front compartment	Bulkhead-sealed rear compartment	4" deckplate	10" deckplate	Dual-density hatch cover	Front Hatch with Dual-Density Hatch cover	Thermolite hatch covers
QUEST 9.5	√													√							√					
QUEST 10	√													√							√					
QUEST 10HV	√													√							√					
EDGE 11 Skeg	√										√			√			√				√					
EDGE 13 Skeg	√										√			√			√				√					
EDGE 14.5 Rudder			√								√				√			√			√					
ENDURO 12 Skeg	√											√		√			√				√					
ENDURO 13 Skeg	√											√		√			√				√					
ENDURO 14 Rudder			√									√			√			√			√					
EVASION 15.5 Rudder			√									√			√			√			√				√	
BRITTANY 16.5 Skeg / Rudder				√						√			√	√				√	√	√	√			√		
POLARITY 16.5 Rudder			√									√		√	√			√	√	√	√				√	
ESCAPE 9					√											√		√			√					
ESCAPE 12 Rudder				√														√				2		√		
ESCAPADE DUO 12						3										√										
ESCAPE 12 ANGLER Rudder				√														√				2		√		
EDGE 11 ANGLER Skeg		√									√			√				√			√			√		
ENDURO 12 ANGLER Skeg		√										√		√				√			√			√		
ASTRO 54							√		√	√			√													
ASTRO 58							√		√	√			√													
THUNDER 65							√		√	√			√				√									
THUNDER 76							√		√	√			√				√									
MAGNUM 72							√		√	√			√				√									
MAGNUM 80							√		√	√			√				√									
BOOGIE 50								√																		

Foredeck shockcord storage	Rear deck shockcord storage	Safety straps	Drainplug	Rubber handles	Touring handles	Front and rear carry handles	Bow, Central and Stern gear straps	Flushmount rod holder	Adjustable rod holder	Anchor Trolley System	Front floatation bag	Front and rear floatation bags	Molded in cup holder	Molded-in, anti-theft handle	Integrated console with a molded-in cup holder	Lateral paddle holders	Lateral rubber handles	Security bar	Gear net	Reflective lifelines	Paddle hook	Accessory D-rings	Scupper plugs	Padded kneepockets	Rubber grab loops	Tubular webbing grab loops	Easy-to-shape foam footblocks	BOAT SPECIFICATIONS	Length (feet)	Width (inches)	Depth (inches)	Weight (lbs)	Cockpit Width (inches)	Cockpit Length (inches)	Maximum displacement (lbs)	Nb. of Paddler
√			√	2				√											√									9.6	29	14.5	44.1	40	21	300	1	
√			√	2				√																				10	28	13	47.2	40	21	325	1	
√			√		2			√					2					√	√		√							10	30	14	53.4	39	19.5	350	1	
√		√	√	2				√			√							√	√	√	√							11	27	12.5	54	36.5	19.5	275	1	
√		√	√	2				√										√	√	√	√							13	25	12	56.9	36.5	19.5	300	1	
√		√	√	2														√	√	√	√							14.6	22.5	12	63.5	36.5	19.5	325	1	
√			√	2				√										√	√									12	28	13	57.7	38	20	350	1	
√			√	2				√										√	√									13	26	12.5	53.4	38	20	300	1	
√			√	2														√	√									14	24	12.5	61.3	38	20	325	1	
√			√	2														√		√	√							15.6	24	12.5	61.7	32	17.5	325	1	
		√			2													√	√	√	√							16.6	21.75	12.5	62.8	31.5	18.75	350	1	
√				2																√								16.6	26	14	89.3	32	19	550	2	
	√		√	3									√	√									√					9	29	-	46.4	-	-	250	1	
	√		√	2				2							√						√		√					12	30	-	65.7	-	-	300	1	
			√			√	√									√	2					√	√					12.2	34	-	67.5	-	-	484	2	
	√		√	2																			√					12	30	-	72.1	-	-	300	1	
√		√	√	2				2	√		√							√	√		√							11	27	12.5	55.1	36.5	15.75	275	1	
√			√	2				2	√									√	√		√							12	28	13	60.4	38	20	350	1	
			√	2														√						2				6.2	25	-	34.2	33	18	180	1	
			√	2														√						2				6.4	26	-	38.4	33	18.5	230	1	
			√	2								√						√							4			7.8	25.5	-	48	34	18.5	180	1	
			√	2								√						√							4			8	26	-	50.3	34	20	230	1	
			√	2								√						√							4			7.11	26	-	49	34	18.5	180	1	
			√	2								√						√							4			8.4	26.5	-	50.9	34	20	230	1	
			√															√						√	2		√	7.9	24.7	-	35	32	17	200	1	



Photo: Oana Achim, Hibiscus Sports

Riot[®]

kayaks

3600 1ere rue, Suite 20
St-Hubert, QC, J3Y 8Y5, Canada
Phone 450-812-3613 | Fax 450-766-1747
Email sales@riotkayaks.com

riotkayaks.com



RIOT PRODUCTS ARE AVAILABLE THROUGH AUTHORIZED DISTRIBUTORS AND DEALERS WORLD WIDE.



5 YEARS
LIMITED WARRANTY

Please read the warranty card for details